

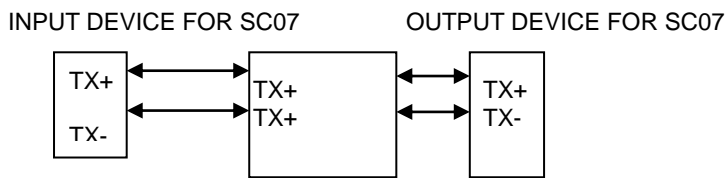
Document Name: MANUAL SC07 - RS485 REPEATER, ISOLATOR, 2 TO 4 WIRE CONVERTER

INTRODUCTION

SC07 boosts RS485 signals to more than 1.2 km. It also acts as a 485 Isolator. It can be also used as RS485 (2 Wire) TO RS485 (2 Wire) Repeater. RS485 (4 Wire) TO RS485 (4 Wire) Repeater. RS485 (4 Wire) TO RS485 (2 Wire) Converter. RS485 (2 Wire) TO RS485 (4 Wire) Converter. This manual covers all the above configurations.

485 Devices can be multidropped on the Input & Output sides. It operates on 90 to 270V AC, 50 Hz. 24V DC Range 18 to 72V DC can be provided as optional. The Power is supplied via the terminal in the front. At Power On only Power On LED glows. When data comes on Input side of SC07, RX LED of the Input side will blink. Same data will get transmitted on the Output side of SC07 & TX LED of Output side will blink & vice versa when the data flow is in the reverse direction. It supports Serial protocols like **Modbus** etc

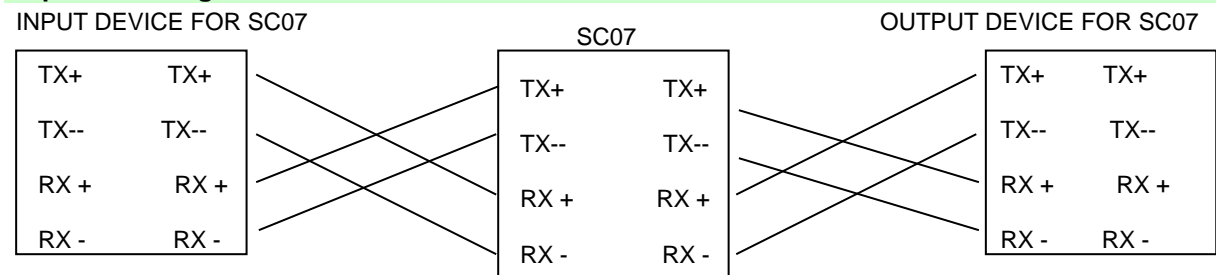
RS485 (2 Wire) to RS485 (2 Wire) Repeater Configuration



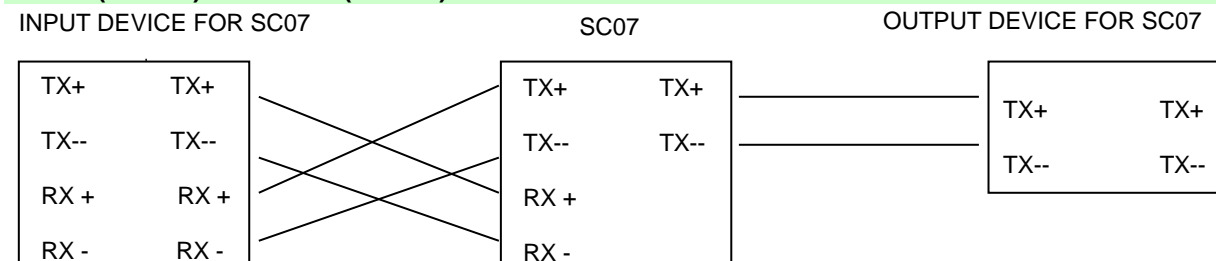
Note: RX + & RX – Terminals on the Input & Output sides are not to be used.

RS485 (4 Wire) TO RS485 (4 Wire)

Repeater Configuration



RS485 (4 Wire) TO RS485 (2 Wire) & VICA VERSA REPEATER CONFIGURATION



Note: RX + & RX – Terminals on the Input & Output sides are not to be used for 2 Wire.

RS422 devices are connected the same way as RS485 except that they cannot be multidropped.

DIP Details

Function	Input			Output		
	SW 1	SW 2	SW 3	SW 4	SW 5	SW 6
RS485-2Wire	ON	ON	OFF	ON	ON	OFF
RS485-4Wire / RS422	OFF	OFF	ON	OFF	OFF	ON

Note: DIP 7 & 8 are spare